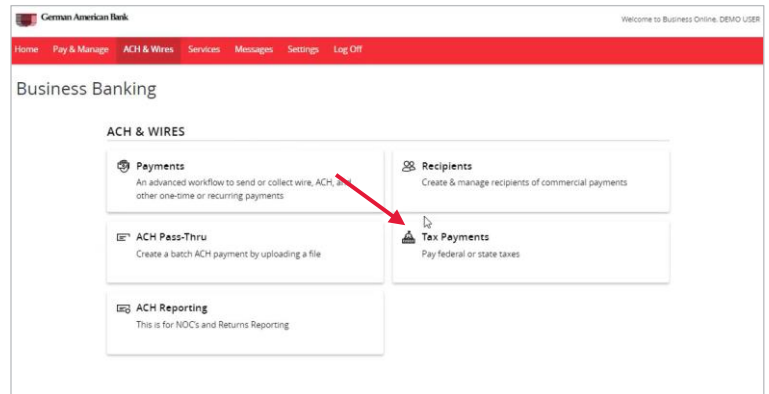
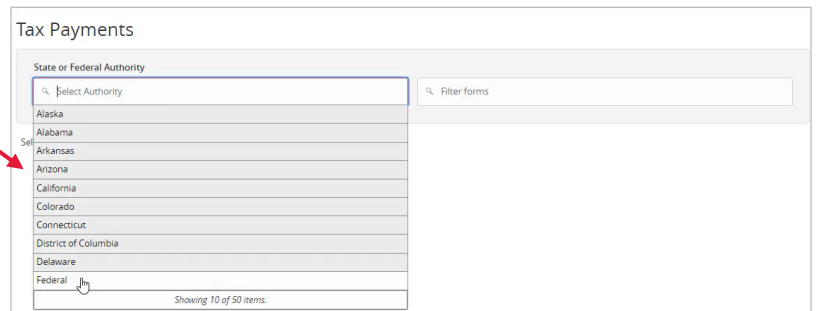




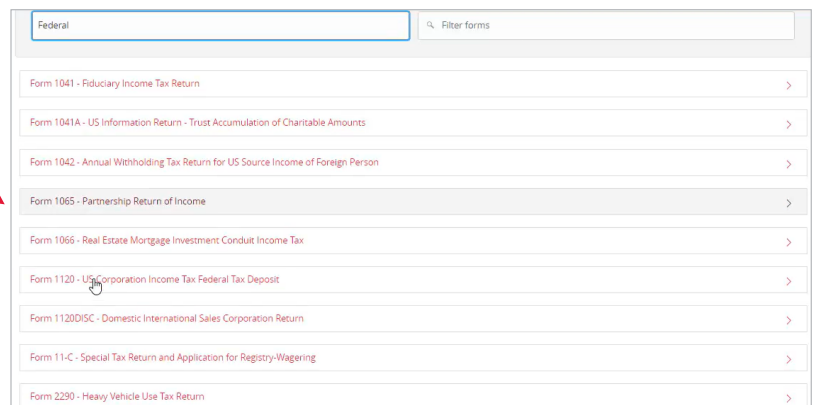
1. Select the 'ACH & Wires' menu and then select the 'Tax Payments' tile.



1. Select 'Federal' or the desired state or from the 'State or Federal Authority' drop down menu.



2. Select the desired tax form.





- 3. Complete all required fields in the form.
- 4. Review the information on the screen for accuracy and then select 'Approve' to authorize the payment or 'Draft' to initiate.

**Federal Taxes**  
Form 2290 - Heavy Vehicle Use Tax Return

<b>From Subsidiary</b> GAB Test Ckg	<b>Tax ID</b> 1205480153	<b>From Account</b> Test Checking 8001 \$17.02
<b>Payment Amount</b> \$ 10.00	<b>Payment Effective Date</b> 04/10/2024	
<b>Tax Type</b> Due on Return	<b>Tax Period End Date</b> 04/11/2024	<b>To Account Routing Number</b> 061036000
<b>To Account</b> 23401009		

Buttons: Cancel, Draft, Approve